

(12) INTERNATIONAL APPLICATION PUBLISHED UNDER THE PATENT COOPERATION TREATY (PCT)

(19) World Intellectual Property Organization  
International Bureau



(43) International Publication Date  
28 March 2002 (28.03.2002)

PCT

(10) International Publication Number  
**WO 02/24172 A1**

(51) International Patent Classification<sup>7</sup>: A61K 9/48,  
9/107, 31/203

LK, LR, LS, LT, LU, LV, MA, MD, MG, MK, MN, MW,  
MX, MZ, NO, NZ, PL, PT, RO, RU, SD, SE, SG, SI, SK,  
SL, TJ, TM, TR, TT, TZ, UA, UG, US, UZ, VN, YU, ZA,  
ZW.

(21) International Application Number: PCT/BE01/00163

(22) International Filing Date:  
21 September 2001 (21.09.2001)

(84) Designated States (regional): ARIPO patent (GH, GM,  
KE, LS, MW, MZ, SD, SL, SZ, TZ, UG, ZW), Eurasian  
patent (AM, AZ, BY, KG, KZ, MD, RU, TJ, TM), European  
patent (AT, BE, CH, CY, DE, DK, ES, FI, FR, GB, GR, IE,  
IT, LU, MC, NL, PT, SE, TR), OAPI patent (BF, BJ, CF,  
CG, CI, CM, GA, GN, GQ, GW, ML, MR, NE, SN, TD,  
TG).

(25) Filing Language: English

(26) Publication Language: English

(30) Priority Data:  
PCT/BE00/00111  
22 September 2000 (22.09.2000) BE

**Declarations under Rule 4.17:**

— as applicant's entitlement to apply for and be granted  
a patent (Rule 4.17(ii)) for the following designations AE,  
AG, AL, AM, AT, AU, AZ, BA, BB, BG, BR, BY, BZ, CA,  
CH, CN, CO, CR, CU, CZ, DE, DK, DM, DZ, EC, EE, ES,  
FI, GB, GD, GE, GH, GM, HR, HU, ID, IL, IN, IS, JP, KE,  
KG, KP, KR, KZ, LC, LK, LR, LS, LT, LU, LV, MA, MD, MG,  
MK, MN, MW, MX, MZ, NO, NZ, PL, PT, RO, RU, SD, SE,  
SG, SI, SK, SL, TJ, TM, TR, TT, TZ, UA, UG, UZ, VN, YU,  
ZA, ZW, ARIPO patent (GH, GM, KE, LS, MW, MZ, SD, SL,  
SZ, TZ, UG, ZW), Eurasian patent (AM, AZ, BY, KG, KZ,  
MD, RU, TJ, TM), European patent (AT, BE, CH, CY, DE,  
DK, ES, FI, FR, GB, GR, IE, IT, LU, MC, NL, PT, SE, TR),  
OAPI patent (BF, BJ, CF, CG, CI, CM, GA, GN, GQ, GW,  
ML, MR, NE, SN, TD, TG)  
— of inventorship (Rule 4.17(iv)) for US only

(71) Applicant (for all designated States except US): GALE-  
PHAR M/F [BE/BE]; 39, rue du Parc Industriel, B-6900  
Marche-en-Famenne (BE).

(72) Inventors; and

(75) Inventors/Applicants (for US only): VANDERBIST,  
Francis [BE/BE]; 18, Avenue des Jardinets, B-1170 Brux-  
elles (BE). SERVAIS, Cécile [BE/BE]; 9, rue les Tris,  
B-5020 Malonne (BE). BAUDIER, Philippe [BE/BE];  
338, rue Engeland, B-1180 Uccle (BE).

(74) Agents: POWIS DE TENBOSSCHE, Roland et al.; Cab-  
inet Bede S.A., 3, place de l'Alma, B-1200 Brussels (BE).

**Published:**

— with international search report

(81) Designated States (national): AE, AG, AL, AM, AT, AU,  
AZ, BA, BB, BG, BR, BY, BZ, CA, CH, CN, CO, CR, CU,  
CZ, DE, DK, DM, DZ, EC, EE, ES, FI, GB, GD, GE, GH,  
GM, HR, HU, ID, IL, IN, IS, JP, KE, KG, KP, KR, KZ, LC,

For two-letter codes and other abbreviations, refer to the "Guid-  
ance Notes on Codes and Abbreviations" appearing at the begin-  
ning of each regular issue of the PCT Gazette.



WO 02/24172 A1

(54) Title: PHARMACEUTICAL SEMI-SOLID COMPOSITION OF ISOTRETINOIN

(57) Abstract: An oral pharmaceutical composition of isotretinoin containing at least two lipidic excipients, one of them being hydrophilic (i.e. having an HLP value superior or equal to 10), the other being an oily vehicle.

Pharmaceutical semi-solid composition of ISOTRETINOIN

Abstract of the disclosure

The present invention relates to an oral pharmaceutical composition of isotretinoin containing at least two excipients, one of them being hydrophilic (i.e. having an HLB value superior or equal to 10), the other being an oily vehicle.

The prior art

Isotretinoin (13-cis retinoic acid or 13-cis vitamine A), its isomers and some of its analogs are widely known to have a therapeutical activity in the treatment of several severe skin disorders like cystic acne, hypertrophic lupus erythematosus, keratinization disorders. Some evidences have also been brought about the activity of isotretinoin in basal cell carcinoma and squamous cell carcinoma.

15

Unfortunately, isotretinoin is also a highly toxic drug. Indeed, although isotretinoin, which is a cis derivative, is known to be less toxic than all trans vitamine A derivatives, side effects resulting from its use such as headache, vomiting, irritation of mucosa and liver toxicity, occur frequently. Furthermore, isotretinoin is known to be highly teratogenic in both animals and humans.

20

In order to well understand the interest of this invention, it is important to briefly summarize the physico-chemical pharmacokinetic properties. Isotretinoin is a reddish-orange powder. It is decomposed in presence of light and atmospheric oxygen. Isotretinoin is very poorly soluble in water what makes its bioavailability quite low after an oral intake (25% in fasted conditions and 40% in fed conditions). The maximum concentration ( $C_{max}$ ) is reached after 2-4 hours, while the ( $C_{max}$ ) of the active metabolite, 4-oxo-isotretinoin is reached after 6 hours. The elimination half-life of isotretinoin is of 7 to 37 hours while the half life ( $t_{1/2}$ ) of the active metabolite is of 11 to

30

50 hours. The steady-state concentrations of isotretinoin are reached after 1 week of treatment.

Very few publications and/or patents about the pharmaceutical formulation of isotretinoin are available. The drug is available on most markets under the form of a soft gelatine capsule containing a fatty liquid formulation of isotretinoin.

The US patent 4,464,394 describing for the first time the therapeutical use of isotretinoin also describes briefly some possibilities of compositions including it. It involves the use of one antioxidant agent and of one carrier like lactose, starches or polyethyleneglycols.

The EP patent 0184942 describes more specific compositions of isotretinoin involving the use of one antioxidant, one chelating agent, one pharmaceutical carrier and one suspending agent. The composition obtained is stable during time.

The US patent 4,545,977 relates to improved compositions of isotretinoin wherein taurine is associated with isotretinoin to reduce the side effects thereof.

The US patent 5,716,928 describes a method for increasing bioavailability and for reducing inter- and intra individual variability of an orally administered hydrophobic pharmaceutical compound, which comprises orally administering the pharmaceutical compound with an essential oil or essential oil component in an amount sufficient to provide greater bioavailability of the active ingredient.

The US patent 6,028,054 relates to a method for increasing bioavailability of an orally administered hydrophobic pharmaceutical compound to human, which comprises orally administering the pharmaceutical compound

concurrently with a bioenhancer comprising an inhibitor of e-cytochrome P450 3A enzyme or an inhibitor of P-glycoprotein mediated membrane transport.

5 The US patent 5,993,858 describes a self microemulsifying excipient formulation for increasing the bioavailability of a drug which includes an emulsion including an oil or other lipid material, a surfactant and an hydrophilic co-surfactant.

What is not described is a composition of isotretinoin containing at least two  
10 lipid materials, one of them being hydrophilic. The said composition may be a suspension, emulsion or microemulsion.

#### **Brief Description of the invention**

15 The advent of high throughput combinatorial chemistry and efficient receptor based in vitro activity screen has resulted in molecules with poor physicochemical (ex : dissolution) properties for absorption across the gastro-intestinal tract, like isotretinoin.

It is increasingly being recognized by the pharmaceutical industry that for  
20 these molecules drug delivery systems play an important role for improving oral bioavailability.

Although the process of passive diffusion is responsible for absorption of non ionized lipophilic molecules via the transcellular pathway, specialized absorption mechanisms, first-pass metabolisms and efflux systems at the  
25 gastrointestinal wall appear to play a major role for lack of absorption and poor bioavailability for some molecules.

Isotretinoin is characterized by a low absolute bioavailability and a high inter and intra individual variability. Isotretinoin also presents a wide range  
30 of side effects among which some are severe (ocular, skin anemia, hepatic,...). It is consequently of a particular interest to dispose of a reliable, stable and highly bioavailable formulation of isotretinoin.

Several possibilities are available to the formulator to increase the bioavailability of active ingredients (Table A).

**Table A**

I.	Use of salts, polymorphs. Precursors of the active molecule (= prodrugs)
II.	Reduction of the particles' size of the active principle and of the excipients used (by trituration, grinding, micronization, precipitation controlled by solvent, temperature or ultrasonics).
III.	Solid dispersions : - Eutectic mixes - Solid solutions - Vitreous solutions
IV.	Recrystallization in an aqueous solution of a surfactant
V.	Modification of the microenvironment : - Hydrophilization - pH (acidification)
VI.	Incorporation of the active principle to lipidic systems

5

It has been found that a semi-solid dosage form containing isotretinoin was advantageous for obtaining a good bioavailability of the isotretinoin. A semi-solid dosage form containing isotretinoin is a form in which isotretinoin is mixed with suitable melted excipients. The molten mix is then filled for example into hard gelatine capsules or other pharmaceutically acceptable capsules. At ambient temperature (temperature for example of less than 20°C), the content of the capsule is solid while at temperature higher than 20°C (for example at temperature greater or equal to 30°C, advantageously greater or equal to 35°C, preferably substantially at body temperature +/- 37°C), it is liquid or semi-solid (paste). The isotretinoin may be solubilized in the mix of excipients or partially solubilized. The active ingredient may also be formulated as a suspension, emulsion or microemulsion. Various lipidic

excipients are available to the formulator to obtain a semi-solid formulation. Excipients compatible with hard gelatin capsule shells are : lipophilic liquid vehicles (refined speciality oils, medium-chain triglycerides and related esters), semi-solid lipophilic vehicles, solubilizing agents, emulsifying agents and absorption enhancers. The classification of fatty excipients is based on the hydrophilicity or lipophilicity of the excipients, characterized by the hydrophilic/lipophilic balance value (HLB). Examples of lipophilic excipients are vegetable oils (peanut oil, olive oil, soyabean oil,...), fatty acids (stearic acid, palmitic acid,...), fatty alcohols, ... Examples of hydrophilic excipients are polyethyleneglycol (PEG) with a molecular weight superior to 3,000. Examples of amphiphilic (= presenting lipophilic and hydrophilic properties) excipients are Poloxamers, Lecithin, PEG esters (Gelucire®),....

The advantages of the semi-solid formulations of the invention are multiple for isotretinoin: protection of the active ingredient from air and humidity, possibility of increasing the dissolution rate of the molecule and hence of the bioavailability, diminution of the risk of contamination of the operator, diminution of the risk of cross contamination, no possibility of demixing under the effect of vibrational mixing during manufacturing process, facility of the production process. The choice of the nature of the formulation of course influenced the stability of the pharmaceutical form and the bioavailability of the isotretinoin contained in it. Generally, a maximum bioavailability is achieved by preparing and keeping the drug in the amorphous/solubilized state in a solid dispersion or in a lipid-based formulation. For these systems, the barrier we are avoiding is the compound « washing-out » of solution to a large extent into a insoluble crystalline form during the dissolution/release step in vivo.

These systems may consist of suspension, emulsion, microemulsion, self-emulsifying drug delivery systems (SEDDS®) or self-emulsifying microemulsion drug delivery system (SMEDDS®).

Microemulsions have the added advantage over suspensions such as emulsions and dispersions since thermodynamically they are more stable,

that they can be manufactured with little energy input and have generally a longer shelf-life. Nevertheless, a microemulsion formulation is not a guarantee of higher bioavailability in comparison to suspension as described hereafter.

- 5 The formation of oil-in-water (O/W) and water-in-oil (W/O) microemulsions usually involves a combination of 3-5 basic compounds i.e. oil, surfactant, cosurfactant, water and electrolytes. The challenge is to select for a particular application oil(s) and surfactant(s) that are acceptable from a toxicological perspective and that allow to obtain a high bioavailability of the drug, i.e. isotretinoin.

10 The assessment of the quality of semi-solid lipid based formulations is quite difficult since the *in vitro* dissolution test is of little help. Indeed, the *in vitro/in vivo* correlation between dissolution and bioavailability is very poor for this kind of formulations. Other analytical tools are available to the formulator to try to predict the *in vivo* bioavailability of isotretinoin from various formulations like CACO-2 cells model, the assessment of the percentage of drug dissolved in the formulation, differential scanning calorimetry, microscopy,...

15 Nevertheless, none of them present a guarantee of *in vitro* / *in vivo* correlation and ultimately only pharmacokinetic studies on human subjects are reliable to assess the bioavailability of the drug.

#### DESCRIPTION OF THE INVENTION AND PREFERRED EMBODIMENTS

25 The pharmaceutical composition of the invention is an oral semi-solid pharmaceutical composition of isotretinoin containing two lipidic excipients, one of them being hydrophilic i.e. having a HLB value of at least 10, for example equal to 10, but preferably greater than 10, such as greater or equal to 12, for example comprised between 12 and 14, and the other being an oily vehicle.

30 The pharmaceutical composition of the invention contains advantageously at least one hydrophilic excipient with a HLB value of at least 10 selected

from the group consisting of glyceroyl macroglycerides, polyethyleneglycol derivatives, and mixtures thereof. Preferably, the pharmaceutical composition contains from 20 to 80% by weight of hydrophilic excipient with a HLB value of at least 10 selected from the  
5 group consisting of glyceroyl macroglycerides, polyethyleneglycol derivatives, and mixtures thereof.

The oily vehicle is selected from the group consisting of vegetable oils, medium chain triglycerides, fatty acid esters, amphiphilic oil, glycerol oleate derivative, and mixtures thereof. For example, the composition contains  
10 from 5 to 70% by weight of an oily vehicle selected from the group consisting of vegetable oils, medium chain triglycerides, fatty acid esters, amphiphilic oil, glycerol oleate derivative, and mixtures thereof.

According to another detail of preferred pharmaceutical compositions of the invention, the composition further contains at least one surfactant,  
15 preferably selected from the group consisting of sorbitan fatty acid esters, polysorbate derivatives, polyoxyethylene sorbitan fatty acid esters, sodium laurylsulphate, derivatives of lecithine, propylene glycol esters, fatty acid esters of propylene glycol, fatty acid esters of glycerol, polyethylene glycol, and mixtures thereof. For example, the composition contains from 1 to  
20 10% by weight of at least one surfactant.

Furthermore, the pharmaceutical formulation of the invention contains advantageously at least one disintegrant, preferably selected from the group consisting of povidone derivative, sodium croscarmellose and mixtures thereof.

25 The pharmaceutical composition of the invention may contain one or more surfactants and/or one or more disintegrants, but contains preferably one or more compounds acting as surfactants and one or more compounds acting as disintegrants.

30 The invention relates also to a pharmaceutical acceptable capsule containing at least one semi-solid composition of the invention, for example at least one composition of the invention as disclosed hereabove. The



capsule is for example selected from the group consisting of hard gelatine capsules, soft gelatine capsules, hypromellose capsules, starch capsules.

### BRIEF DESCRIPTION OF THE DRAWINGS

5

Figure 1 is a ternary diagram of a formulation containing only Gelucire<sup>®</sup> 50/13 and soyabean oil, the third component being water ;

Figure 2 shows the dissolution rate of a reference product (Roaccutane<sup>®</sup> – 20mg active agent), of a suspension containing 20mg Isotretinoin and of an emulsion SEDDS<sup>®</sup> containing 10 mg Isotretinoin;

10

Figure 3 shows an In vivo comparative pharmacokinetic profile of isotretinoin;

Figure 4 gives the comparative pharmacokinetic profile of different formulations for isotretinoin,

15

Figure 5 gives the comparative pharmacokinetic profile of different formulations for 4-oxo-isotretinoin, the active metabolite of isotretinoin and Figures 6 and 7 describe the mean pharmacokinetic profile of isotretinoin and 4-oxoisotretinoin for two formulations.

20

### DESCRIPTION OF EXAMPLES

The present invention relates thus to a semi-solid formulation of isotretinoin containing at least 2 lipidic excipients, one of them being an hydrophilic excipient (having a high HLB value namely >10) and the other an oily excipient. The molten mix of these two excipients allows to totally or partially (depending on the ratio between excipients) dissolve isotretinoin.

25

Different kinds of formulations (SEDDS<sup>®</sup> or suspensions) of isotretinoin have been formulated. For suspensions, it was possible to dissolve a high fraction of isotretinoin in the mix of excipients and even the whole quantity of the active ingredient if the manufacturing conditions (high temperature and long time of mixing) and the formulations were optimized. Excipients

30

particularly suitable for the dissolution of isotretinoin were lauroyl Macrogol-32 glycerides (Gelucire<sup>®</sup> 44/14, Gattefossé) and Stearoyl Macrogol-32 glycerides (Gelucire<sup>®</sup> 50/13, Gattefossé). When those hydrophilic components are melted together with an oily vehicle, it allows to obtain very stable suspensions of isotretinoin in which an important part of the active ingredient is dissolved. A surfactant may also be added to the formulation to still improve the physical stability of the suspension.

5 SEDDS<sup>®</sup> formulations of isotretinoin are also stable and may give an improved bioavailability of the drug.

10 Ternary diagrams allow to observe different areas corresponding to different physical states namely coarse emulsion, true emulsion, lamellar solution or micellar solution when the ratio between excipients changes. The behaviour of the formulation in presence of water changes when the ratio changes. One example of this ternary diagram is given in figure 1 for a formulation of isotretinoin containing Gelucire<sup>®</sup> 50/13 and soyabean oil.

15

## EXAMPLES

### Example 1 : effect of different lipophilic compounds

20 The effect of different lipophilic excipients was evaluated in the form of semi-solid capsules. The semi-solid capsules were made by addition of the active substance at the pre-melted lipophilic compounds followed by the filling of the liquid into hard gelatin capsule.

The active substance was incorporated into formulations, listed in table I, consisting of glyceroyl macrogolglyceride associated with soyabean oil or derivative, medium chain triglyceride.

25

TABLE I

Formulations n°	1	2	3	4	5
5 (mg)					
Isotretinoïn	20	20	20	20	20
Labrafil® M1944 CS	132				
10 Gélucire® 50/02	198	93			
Gélucire® 44/14		217			
15 Gélucire® 50/13			76	60	60
Soya bean oil			304	320	
20 Mygliol®					320

The use of stearyl macroglyceride (Gélucire® 50/13, Gattefosse) and soyabean oil allows to obtain a formulation with a dissolution profile similar  
25 to the reference (Roaccutane® 20 mg, Roche).

The formulation with labrafil or Gélucire® 50/02 are too lipophilic to give a good dissolution in water.

In general, the use of an oily excipient can improve the absorption of lipophilic drug by increasing the solubility of the drug in the lipidic phase,  
30 but the release of the active ingredient from the formulation can be slowed down due to the high affinity of the drug for the oily phase.

The use of dispersed systems (emulsions or suspensions) instead of only lipophilic or hydrophilic vehicles, improves the absorption of the drug as well as increasing a larger contact surface.

Concerning the Gelucire<sup>®</sup>, the process of drug release varies according to the HLB of the excipient. Gelucire<sup>®</sup> with high HLB values were found to be the most favorable for a rapid release of the drug (by diffusion and erosion).

The drug release profiles of the formulations 1 to 5 were evaluated in phosphate buffer pH 7.5 with laurylsulfate and pancreatin. The percent of isotretinoin released after 4 hours is given in the following table II.

TABLE II : percent of isotretinoin released after 4 hours

Formulations n°	1	2	3	4	5
% released	20.1	69.1	46.0	60.3	78.1

20

The percent of isotretinoin released from the reference (Roaccutane<sup>®</sup> 20 mg) after 4 hours is 55.37%

Example 2 : Influence of the ratio oily vehicle/surfactive agent on the  
dissolution and absorption of the formulation

- 5 The study of the ratio oily vehicle/surfactive agent with the construction of a ternary diagram gives information on the dissolution profile of the formulation in water.

Stearoyl macroglyceride (Gelucire® 50/13) known as a drug solubilizer and emulsifying agent of different drugs (in SMEDDS® or SEDDS®) was  
10 tested in association with soyabean oil.

This component has the ability to solubilize a great part of isotretinoin in the formulation.

This is listed in table III

15

TABLE III

Formulations n° (mg)	1	2	3	4	5	6
20 Isotretinoin	20	10	10	20	20	20
Soyabean oil	270	135	40	152	57	133
25 Gelucire® 50/13	84	42	200	228	323	247
Filling weight	374	187	260	400	400	400
30 Ratio oil/ Gelucire® 50/13	3.2	3.2	0.2	0.67	0.17	0.54

In the presence of water, the behaviour of these formulations are different

- formulations 1 and 2 : formation of coarse emulsion with large droplet sizes
- 5 - formulations 3 and 5 : formation of micellar phase or microemulsion
- formulations 4 and 6 : formation of emulsion with homogeneous droplet size

The percentage of isotretinoin released increases generally with the percentage of Gelucire® in the formulation (increased solubility of the active in this vehicle). For the formulation 1 (ratio oil/Gelucire® 50/13 = 3.2) 54.9  
10 % released after 4 hours and for the formulation 3 (ratio oil/Gelucire® 50/13 : 0.2), 91.2 % released after 4 hours.

#### **Dissolution test**

15 For poorly soluble molecules, the prediction power of the in vitro dissolution test is weak since the in vitro / in vivo correlation is known to be poor. Nevertheless, an optimized dissolution test (using enzymes and surfactant) is of some help to assess the rate of release of the drug from the lipidic composition. It must be noted that the conditions of the dissolution  
20 (dissolution medium, speed of the paddles, temperature,..) test influence dramatically the results of the test and should consequently be standardized to allow comparison between various formulations.

The conditions of the solution test used for assessing the dissolution of isotretinoin were the following :

25

- paddle apparatus
- 150 rpm
- 37°C
- buffer pH 7.5 with laurylsulfate 2.5% and pancreatin 1g/L

30

Figure 2 shows the dissolution rate of a reference product (Roaccutane® – 20mg active agent), of a suspension containing 20mg Isotretinoin and of an

emulsion SEDDS® containing 10 mg Isotretoin (formulation given hereinbelow).

As the information brought by the dissolution test is poor in term of correlation with in vivo bioavailability, it is of interest to dispose of other means to predict the in vivo bioavailability.

The caco-2 cell culture system can be used for determining permeability of compounds (especially for poorly soluble compounds). The caco-2 cell model allows to measure the transport of drug from the apical to the serosal side as well as from the serosal to the apical side. This allows to determine if an efflux system is operational.

The caco-2 cells model is interesting because :

- The cells used are from human origin (contrary to the models using segments of animal's guts). They are coming from an adenocarcinoma of the human colon but spontaneously differentiate into small intestine's epithelial cells. When put in culture, they form a monolayer of polarized cells expressing several enzymatic systems.
- It offers a better prediction of the human intestine absorption than the animals models
- The reproducibility of the test is relatively high
- It allows to take samples from both apical and basolateral sides

Caco-2 cells experiments have been performed with one SEDDS® and one suspension isotretinoin formulations.

## RESULTS

It was first proven that neither the active ingredient nor the excipient used in the formulations were toxic for the cells. It was also proven that the integrity of the membranes of the cells was maintained during the whole experience.

**Methodology :**

5 The formulations tested are put in solution in 250 ml of BME. Taurocholate (10 mM) was added to the solutions to better mimate the in physiological conditions. The different solutions so prepared are put in contact with Caco-2 cells at the apical or basolateral side. The cells culture inserts) are incubated for 3 hours at 37°C and samples of 100 µl are taken every hours

10 The formulations tested were the following :

Formulation SEDDS® (batch number 26F97/1 ):

Isotretinoin : 10 mg

15 Gelucire® 50/13 : 134 mg

Phospholipon 90® : 11 mg

Tween 80® : 71 mg

IPP® : 24 mg

Pro capsula una

20

Formulation suspension (batch number 25F97/1 )

Isotretinoin : 20 mg

Gelucire® 50/13 : 83.7 mg

25 Soyabean oil : 270 mg

Procapsula una



**RESULTS**

Passage of formulations from apical side → basolateral side

5

Time minutes	SEDDS® (26F97/1)	Suspension (25F97/1)	SEDDS® + TC	Suspension + TC	control
60	0.7721	0.6708	0.7019	0.6469	0.0718
120	2.4096	0.8749	1.4347	0.9513	0.1836
180	2.6226	1.1311	3.2419	1.5073	0.6156

Passage of formulations from basolateral side → apical side

Time minute	SEDDS® (26F97/1)	Suspension (25F97/1)	SEDDS® + TC	Suspension + TC	control
60	2.0496	0.3948	8.1291	0.8713	0.0650
120	3.0844	0.9068	8.3496	1.8460	0.1131
180	4.3653	1.0763	9.7110	2.0779	0.1481

10

The results demonstrate that the passage of isotretinoin is superior for the SEDDS® formulation than for the suspension formulation. In order to confirm these results, a comparative pharmacokinetics study has been performed.

15

**PK studies**

The bioavailability of SEDDS® (26F97/1) and suspension (25F97/1) isotretinoin formulations has been assessed and compared to the

bioavailability of the reference (Roaccutane® 20 mg, Hoffman LaRoche) on six healthy volunteers in a single dose, three way, cross-over pharmacokinetic study). The drug was taken with food (standardized breakfast). The plasma concentration of isotretinoin and its active metabolite 4-oxo-isotretinoin were quantified using a fully validated LC/MS/MS method.

The figure 3 described the mean pharmacokinetic profile obtained for each formulation.

10

The following table gives the value of the main pharmacokinetics parameters obtained for each formulation of isotretinoin.

Formulations	AUC <sub>72h</sub> (ng. h/ml)	C <sub>max</sub> (ng/ml)	T <sub>max</sub> (h)
Roaccutane® 20 mg (96C15315AA)	1747.89	116.63	1.83
Suspension 20 mg (25F97/1)	4308.72	230.96	5.67
SEDDS® 10 mg (26F97/1)	1494.64	98.36	3.00

It appears that both the SEDDS® and the suspension formulation are able to significantly increase the bioavailability of isotretinoin in comparison to the marketed reference. Indeed the ratio between AUC<sub>72h</sub> of the suspension 20 mg and Roaccutane® 20 mg is of 2.47. The SEDDS® 10 mg present an AUC<sub>72h</sub> similar to this of Roaccutane® 20 mg what means an approximately 2-fold increase of bioavailability (ratio AUC<sub>72h</sub> SEDDS® 10mg/ AUC<sub>72h</sub> Roaccutane® 20 mg = 0.86). Furthermore, the suspension and SEDDS® formulations both presented a lower intraindividual variability of the bioavailability as demonstrated by the values of relative standard deviations (rsd) which are of 36.0 %, 22.72 % and 28.18 % for Roaccutane® 20 mg, suspension 20 mg and SEDDS® 10 mg respectively.

Nevertheless, the results obtained in vivo are not correlated with the results obtained on caco-2 cells since on this model the permeability of the SEDDS® formulation was much higher than the permeability of the suspension formulation while in vivo the suspension formulation gives the best results.

A second pharmacokinetic study was performed on completely different formulations (6 subjects, 2-way, fed, cross-over study). Those were formulations of isotretinoin under the form of a suspension in which the ratio between Gelucire® 50/13 and soyabean oil was very different that the  
5 previous formulation of suspension

The two formulations tested were the following:

F1 : suspension without surfactant (batch number H23K99/1)

10 Isotretinoin : 20 mg  
Gelucire® 50/13 : 247 mg  
Soyabean oil : 133 mg

F2 : suspension with surfactant (batch number H07L99/1)

15 Isotretinoin : 20 mg  
Gelucire® 50/13 : 240 mg  
Soyabean oil : 130 mg  
Span 80® : 20 mg

20 The figure 4 gives the comparative pharmacokinetic profile of each formulation for isotretinoin

The figure 5 gives the comparative pharmacokinetic profile of each formulation for 4-oxo-isotretinoin, the active metabolite of isotretinoin.

25

In order to confirm the first bioavailability data obtained with the present invention, a larger pharmacokinetic study has been performed.

30 The bioavailability of a capsule of isotretinoin 16 mg (see the formulation herebelow) from the present invention has been assessed and compared to

the bioavailability of the reference (ROACCUTANE® 20 mg capsule, Roche) on 24 healthy subjects.

This study (SMB-ISO-SD011) was a single dose, two treatment, two period, two sequence, randomised, crossover and with at least 18 days wash-out  
5 between the two periods.

The subjects were healthy caucasian volunteers of both sexes (non-pregnant, non-breast-feeding), aged 18 to 50 years, non smokers or smoking less than 10 cigarettes per day.

The drugs was taken with food (a standardized breakfast).

10 Blood samples were collected according to the following sampling schedule : pre-dose and 1h, 2h, 3h, 4h, 5h, 6h, 7h, 8h, 10h, 12h, 14h, 24h, 36h, 48h, 72h, 96h, 120h, 168h and 216 hours post-dose.

The plasma concentration of isotretinoin and its active metabolite 4-oxo-isotretinoin were quantified using a fully validated LC/MS/MS method. The  
15 continuous variables were evaluated according to an univariate ANOVA, based on log-transformed data. The Wilcoxon non-parametric ANOVA were used where appropriate. Bioequivalence was evaluated using the Shuirman two one-sided t-test (90% CI) and the westlake single sided confidence interval (95% CL)

20

The figures 6 and 7 describe the mean pharmacokinetic profile of isotretinoin and 4-oxoisotretinoin for the two formulations (n=24 subjects) while the tables herebelow give the comparative main pharmacokinetic  
25 parameters.

## Formulation of isotretinoin 16 mg (mg / capsule)

isotretinoin	16
stearoyl macrogol glycerides (Gelurire 50/13 <sup>®</sup> )	192
5 soya bean oil refined	104
sorbitane oleate (Span 80 <sup>®</sup> )	16

As seen, the dose of 16 mg of the formulation corresponding to the present invention gives a bioavailability similar to 20 mg of the marketed  
10 formulation, what is the evidence of the supra-bioavailability of the formulation corresponding to the present invention.

The tables hereinbelow gives the value of the main pharmacokinetics results and statistical analysis obtained for each formulation of isotretinoin  
15 and 4-oxoisotretinoin.

This study demonstrated that ROACCUTANE<sup>®</sup> 20 mg and isotretinoin 16 mg x are bioequivalent after a single oral dose administration of each product in fed conditions. Indeed, the primary parameters AUC (AUC<sub>∞</sub> and  
20 AUC<sub>216h</sub> ) were within the predetermined confidence interval.

This study demonstrated also that Isotretinoin 16 mg has a safety profile comparable with that described in the literature for other isotretinoin preparations and similar to this of ROACCUTANE<sup>®</sup> 20 mg.

Pharmacokinetic results and statistical analysis of comparative study in 24 volunteers for isotretinoin (log-transformed data)

Results			Bioequivalence tests	
Parameter	ROACCUTANE® 20 mg	Isotretinoin 16 mg	Shurman 90% CI Range	Westlake 95% CL
AUC <sub>∞</sub> ± SD ± RSD	5657.09 (ng.h/ml) ± 2682.98 ± 47.42	5696.92 (ng.h/ml) ± 1938.89 ± 34.03	92-123	19.07
AUC <sub>216h</sub> ± SD ± RSD	5601.36 (ng.h/ml) ± 2670.85 ± 47.68	5664.39 (ng.h/ml) ± 1953.52 ± 34.48	92-124	19.51
C <sub>max</sub> ± SD ± RSD	386.68 (ng/ml) ± 218.21 ± 56.43	441.79 (ng/ml) ± 197.43 ± 44.68	103-140	28.81
T <sub>max</sub> ± SD ± RSD	4.92 (h) ± 2.22 ± 45.24	4.50 (h) ± 0.66 ± 14.65	/	/

Pharmacokinetic results and statistical analysis of comparative study in 24 volunteers for 4-oxoisotretinoin (log-transformed data)

Results			Bioequivalence tests	
Parameter	ROACCUTANE® 20 mg	Isotretinoin 16 mg	Shuirman 90% CI Range	Westlake 95% CL
AUC <sub>∞</sub>	5750.36 (ng.h/ml)	5769.04 (ng.h/ml)		
± SD	± 2717.38	± 2161.97	92-124	19.65
± RSD	± 47.26	± 37.48		
AUC <sub>216h</sub>	5638.32 (ng.h/ml)	5712.21 (ng.h/ml)		
± SD	± 2704.73	± 2126.61	92-125	20.46
± RSD	± 47.80	± 37.23		
C <sub>max</sub>	111.52 (ng/ml)	115.15 (ng/ml)		
± SD	± 69.62	± 66.25	94-125	20.18
± RSD	± 62.43	± 57.53		
T <sub>max</sub>	17.83 (h)	16.33 (h)		
± SD	± 10.60	± 10.11	/	/
± RSD	± 59.43	± 61.88		



## WHAT WE CLAIMS IS :

1. An oral pharmaceutical composition of isotretinoin containing at least two lipidic excipients, one of them being hydrophilic (i.e. having an HLB value superior or equal to 10), the other being an oily vehicle.  
5
2. The pharmaceutical composition of claim 1, which contains at least one hydrophilic excipient(s) with a HLB value of at least 10, preferably at least 12, most preferably at least 13, selected from the group consisting of glyceroyl macroglycerides, polyethyleneglycol derivatives, and mixtures thereof.  
10
3. The pharmaceutical composition of claim 2, which contains from 20 to 80% by weight of hydrophilic excipient with a HLB value of at least 10 selected from the group consisting of glyceroyl macroglycerides, polyethyleneglycol derivatives, and mixtures thereof.  
15
4. The pharmaceutical composition of claim 1, which contains an oily vehicle selected from the group consisting of vegetable oils, medium chain triglycerides, fatty acid esters, amphiphilic oil, glycerol oleate derivative, and mixtures thereof.
- 20 5. The pharmaceutical composition of claim 1, which contains from 5 to 70% by weight of an oily vehicle selected from the group consisting of vegetable oils, medium chain triglycerides, fatty acid esters, amphiphilic oil, glycerol oleate derivative, and mixtures thereof.
- 25 6. The pharmaceutical composition of claim 1, which contains at least one surfactant.
7. The pharmaceutical composition of claim 1, which contains at least one surfactant selected from the group consisting of sorbitan fatty acid esters, polysorbate derivatives, polyoxyethylene sorbitan fatty acid esters, sodium laurylsulphate, derivatives of lecithine, propylene glycol esters, fatty acid esters of propylene glycol, fatty acid esters of glycerol, polyethylene glycol, and mixtures thereof.  
30

8. The pharmaceutical composition of claim 1, which contains from 1 to 10% by weight of at least one surfactant.
9. The pharmaceutical formulation of claim 1, which contains at least one disintegrant.
- 5 10. The pharmaceutical composition of claim 1, which comprises at least one disintegrant selected from the group consisting of povidone derivative, sodium croscarmellose and mixtures thereof.
11. A pharmaceutical acceptable capsule containing at least one semi-solid composition according to anyone of the preceding claims.
- 10 12. The capsule of claim 11, in which the capsule is selected from the group consisting of hard gelatine capsules, soft gelatine capsules, hypromellose capsules, starch capsules.

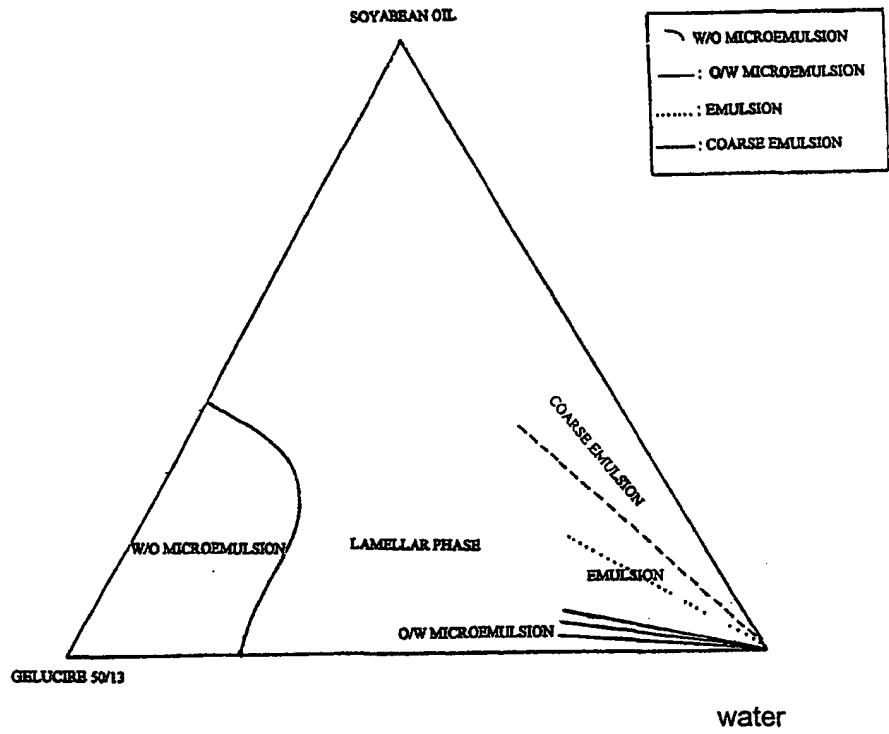


Figure 1

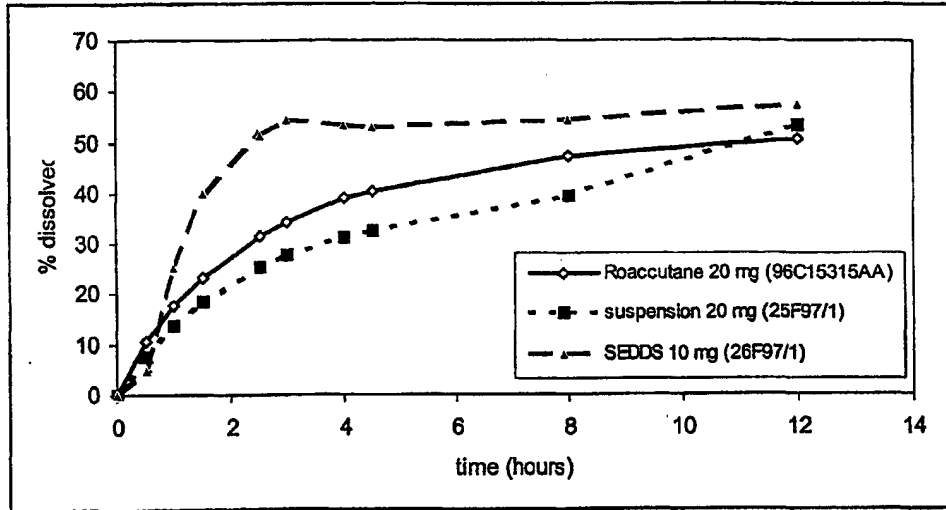


Figure 2

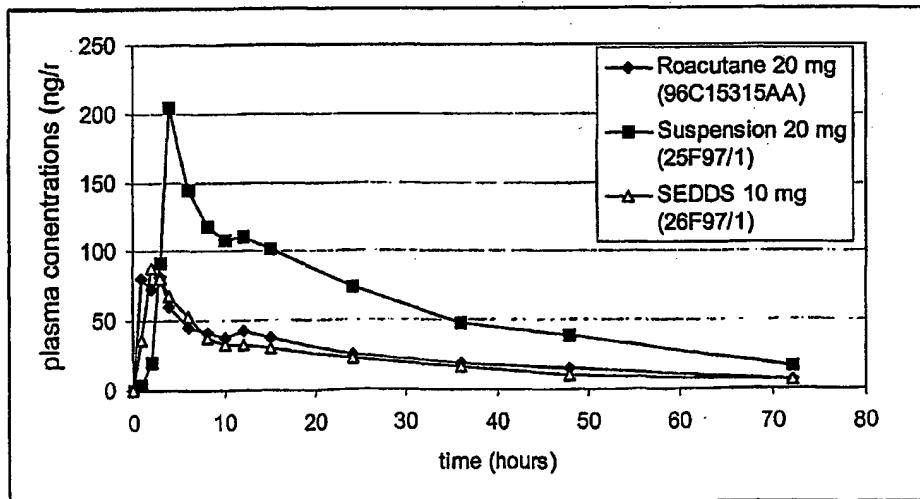


Figure 3

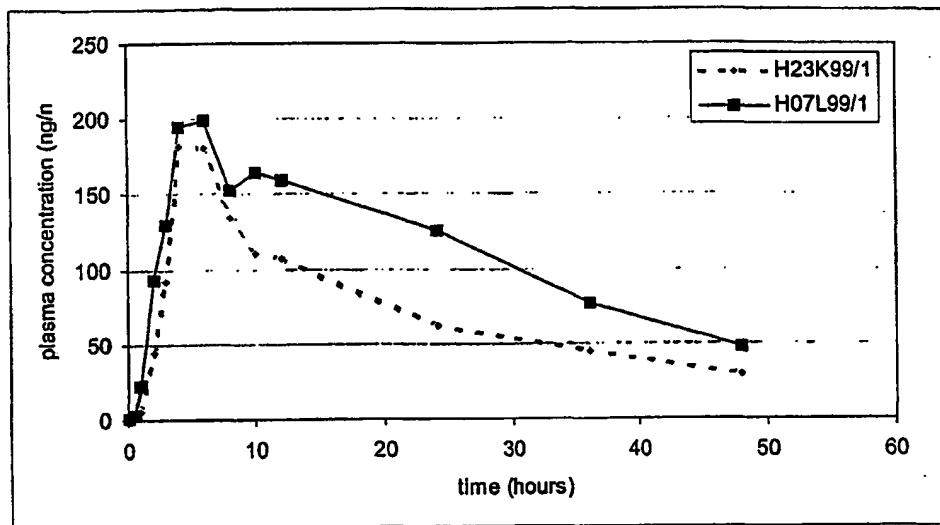


Figure 4

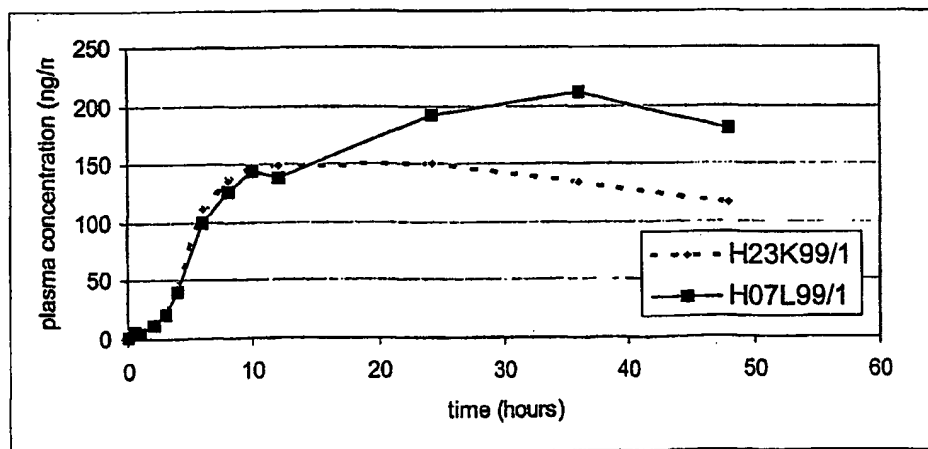


Figure 5

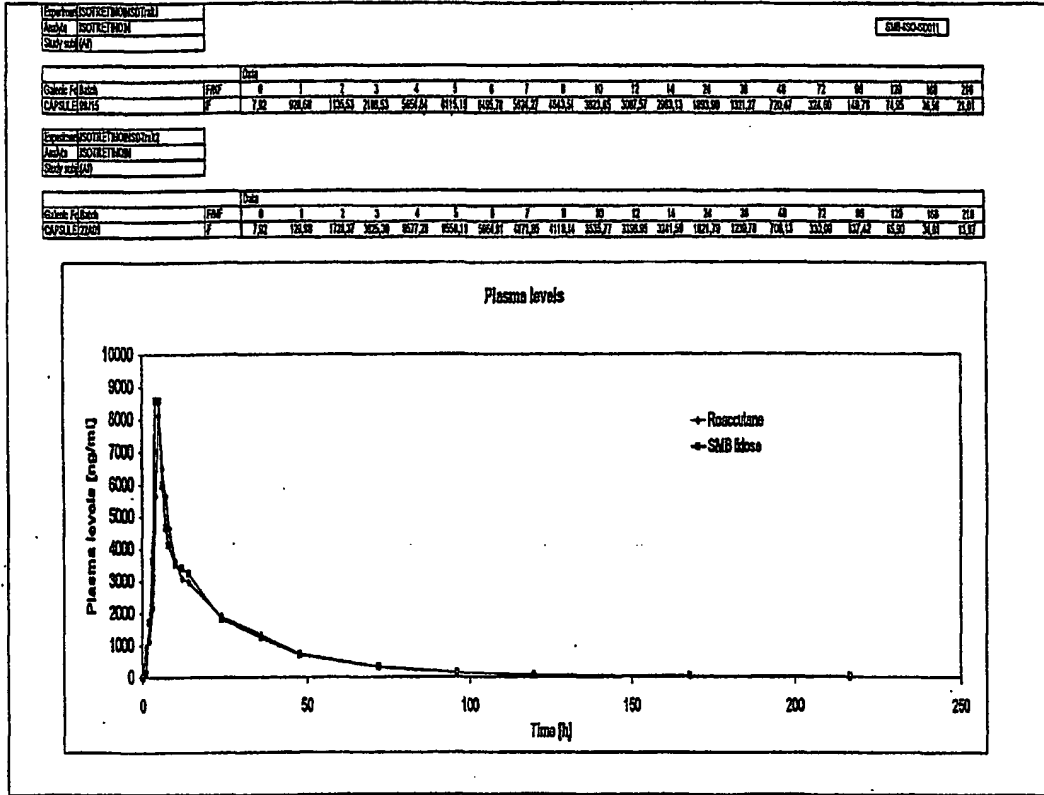


Figure 6



INTERNATIONAL SEARCH REPORT

International Application No  
PCT/BE 00/00111

A. CLASSIFICATION OF SUBJECT MATTER  
IPC 7 A61K9/48 A61K9/107 A61K31/203

According to International Patent Classification (IPC) or to both national classification and IPC

REC'D 12 OCT 2001

B. FIELDS SEARCHED

Minimum documentation searched (classification system followed by classification symbols)  
IPC 7 A61K

WIPO PCI

Documentation searched other than minimum documentation to the extent that such documents are included in the fields searched

Electronic data base consulted during the international search (name of data base and, where practical, search terms used)

EPO-Internal, WPI Data, PAJ, BIOSIS, EMBASE, CHEM ABS Data

C. DOCUMENTS CONSIDERED TO BE RELEVANT

Category *	Citation of document, with indication, where appropriate, of the relevant passages	Relevant to claim No.
Y	EP 0 184 942 A (ORTHO PHARMA CORP) 18 June 1986 (1986-06-18) cited in the application page 1, line 6-10 page 2, line 21-25 page 2, line 34 -page 3, line 1; claims 1-11; examples	1-11,14
Y	US 5 993 858 A (CRISON JOHN R ET AL) 30 November 1999 (1999-11-30) abstract; claims 1,3	1-11,14
A	WO 00 25772 A (HOFFMANN LA ROCHE) 11 May 2000 (2000-05-11) page 1, line 3-6; example 6; table 6 -/--	1-14

Further documents are listed in the continuation of box C.

Patent family members are listed in annex.

\* Special categories of cited documents:

- \*A\* document defining the general state of the art which is not considered to be of particular relevance
- \*E\* earlier document but published on or after the international filing date
- \*L\* document which may throw doubts on priority claim(s) or which is cited to establish the publication date of another citation or other special reason (as specified)
- \*O\* document referring to an oral disclosure, use, exhibition or other means
- \*P\* document published prior to the international filing date but later than the priority date claimed

- \*T\* later document published after the international filing date or priority date and not in conflict with the application but cited to understand the principle or theory underlying the invention
- \*X\* document of particular relevance; the claimed invention cannot be considered novel or cannot be considered to involve an inventive step when the document is taken alone
- \*Y\* document of particular relevance; the claimed invention cannot be considered to involve an inventive step when the document is combined with one or more other such documents, such combination being obvious to a person skilled in the art
- \*&\* document member of the same patent family

Date of the actual completion of the international search

18 May 2001

Date of mailing of the international search report

12/06/2001

Name and mailing address of the ISA

European Patent Office, P.B. 5818 Patentlaan 2  
NL - 2280 HV Rijswijk  
Tel. (+31-70) 340-2040, Tx. 31 651 epo nl,  
Fax: (+31-70) 340-3016

Authorized officer

Martin, E



INTERNATIONAL SEARCH REPORT

International Application No  
PCT/BE 00/00111

C.(Continuation) DOCUMENTS CONSIDERED TO BE RELEVANT		
Category *	Citation of document, with indication, where appropriate, of the relevant passages	Relevant to claim No.
A	<p>US 4 464 394 A (BOLLAG WERNER) 7 August 1984 (1984-08-07) cited in the application abstract; examples 3,4</p>	1-14

REC'D 12 OCT 2001  
WIPO PCT

## INTERNATIONAL SEARCH REPORT

International Application No

PCT/BE 00/00111

Patent document cited in search report		Publication date		Publication date
EP 0184942	A	18-06-1986	AT 55247 T	15-08-1990
			AU 583568 B	04-05-1989
			AU 5122685 A	17-07-1986
			CA 1282326 A	02-04-1991
			DE 3579128 D	13-09-1990
			DK 581185 A	15-06-1986
			GR 852997 A	16-04-1986
			JP 61145114 A	02-07-1986
			PH 21591 A	11-12-1987
US 5993858	A	30-11-1999	NONE	
WO 0025772	A	11-05-2000	AU 1044400 A	22-05-2000
US 4464394	A	07-08-1984	CA 967484 A	13-05-1975
			DE 2128462 A	30-12-1971
			FR 2100815 A	24-03-1972
			GB 1335867 A	31-10-1973
			IE 35391 B	04-02-1976
			IL 37026 A	30-06-1976
			NL 7108586 A, B,	27-12-1971
			ZA 7103539 A	23-02-1972